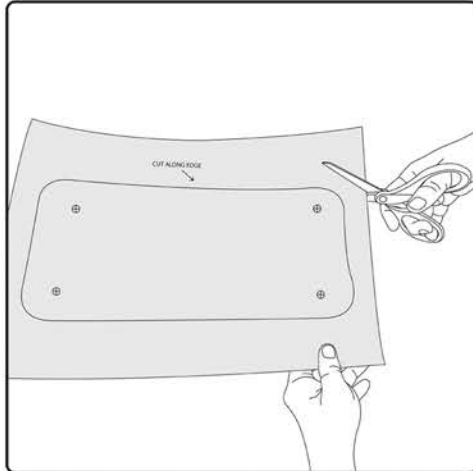


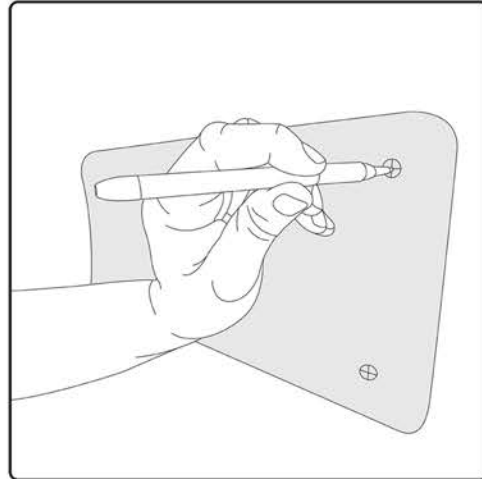
Please read instructions carefully before installation. We recommend this product be installed by a qualified, and experienced technician. If you are unsure of any of the below directions and or your ability to correctly and securely install this product, please contact us or your local dealer for help. Below diagrams show typical installation, your vehicle may be different so please use diagrams as a guide. Make sure your vehicle is clean and free from dirt, road grime, etc. where the Rigg Gear® product(s) mounts.



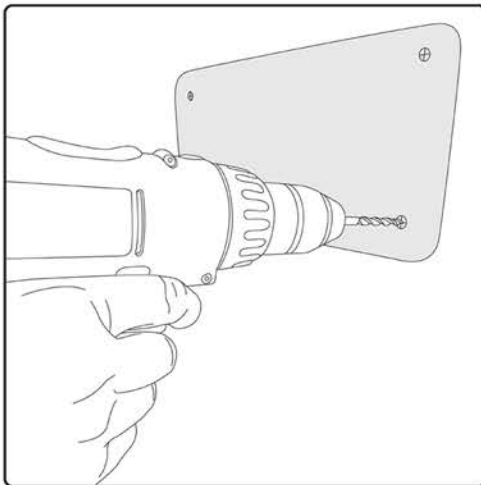
The RG-009 and RG-010 are universal mount products and not vehicle specific. Please verify that they will fit in your application before beginning the install.



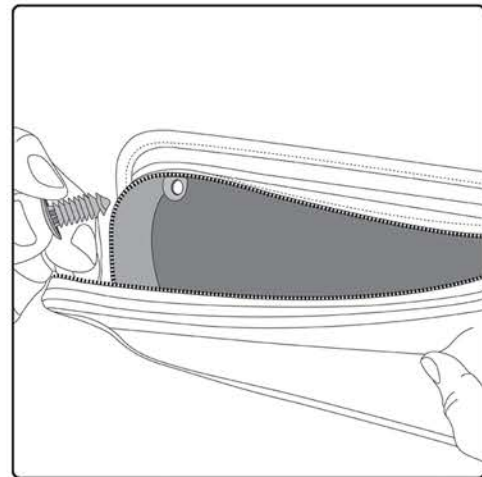
Using the supplied template, cut along lines and tape in the desired location. Always make sure that you do not come into contact with any moving parts or obstructing the normal function of the door.



Using a center punch or awl tool, mark in the center of each cross hair making sure the template does not move.



Use a 9mm, Wire size "T" or 23/64" drill bit to drill the holes. Be careful NOT to let the drill go too deep thru the door panel or damage outer skin or internal parts



Once drilled, align the door bag or knee pad and insert the provided push pins thru the grommets in the bag and into the door holes.



Warning

Read the installation instructions and make yourself familiar with the process of installing the Rigg Gear product(s) on your vehicle. It is your responsibility to install the product(s) correctly and securely as outlined in these instructions. Rigg Gear products must not be overloaded or over tightened. Failure to adhere to these warnings may result in, but not limited to, the product becoming detached, becoming tangled in moving parts of the vehicle, unstable vehicle dynamics, reduction in the ability to control the vehicle. The result(s) could lead to serious injury.

Always drive safely. Always wear a helmet and protective apparel.

3518-A Lake Center Dr Santa Ana, CA 92704
Tel (714)850-1811 Fax (714)850-1848
e-mail: info@RiggGear.com www.RiggGear.com

