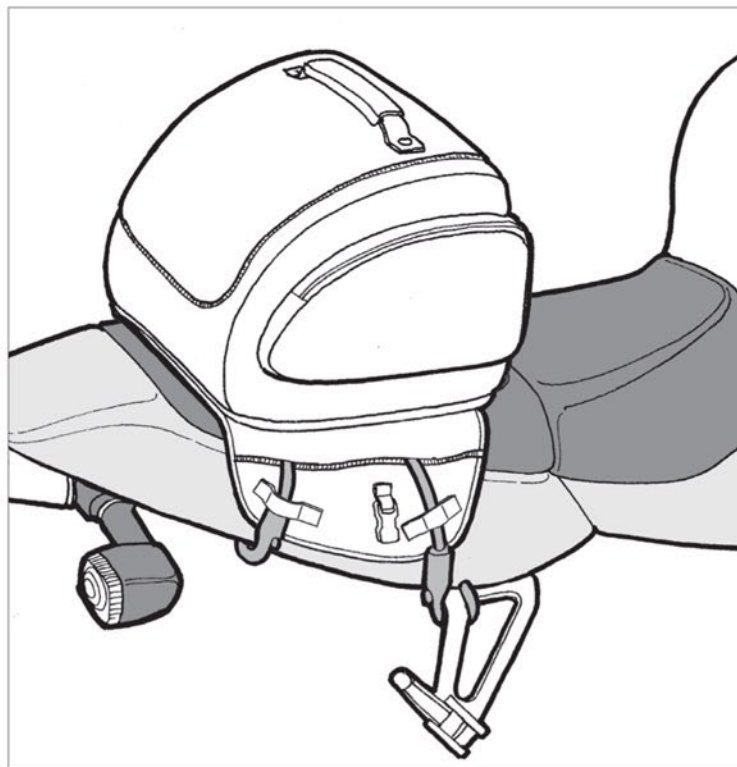


# Installation instructions for Nelson-Rigg® Tail Pack CL-75,100,150,200, 250, 700, 750 SSC-165, SLR-50

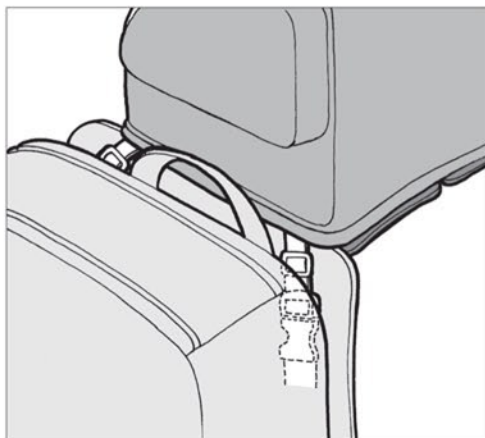
Read instructions carefully before installation. If you have any questions or something is unclear, please contact us or your dealer for clarification. Make sure your motorcycle is clean and free from dirt, road grime etc. where the Nelson-Rigg® luggage mounts.



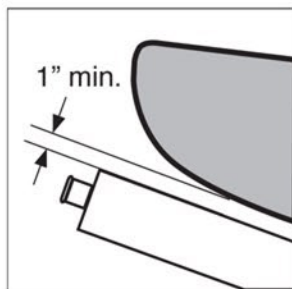
Unzip the pockets on the side flaps of the Tail Pack, pull out the Bungee cords and hooks. Thread them through the loops on the side flaps.



Position the Tail Pack on motorcycle passenger seat or rear cowl. Secure the Tail Pack with the Bungees as shown. Where possible, make use of solid attachment points such as the frame or passenger footpegs that are solid parts of the motorcycle.



When attaching Tail Pack to our saddlebags, stow the bungees cords in the side flap pockets and utilize the straps with the male buckles. Prior to attaching to saddlebags, fold side flaps under Tail Pack as shown.



Check the saddlebags are positioned with a minimum of 1" clearance above exhaust pipe (see diagram to left).

### Warning:

Read the installation instructions and make yourself familiar with the process of installing the Nelson-Rigg® product(s) on your bike. It is your responsibility to mount the product correctly and securely as outlined in these instructions. Nelson-Rigg® products are intended for use at USA street legal speeds as posted by the individual States. Nelson-Rigg® luggage must not be overloaded. Max carrying capacity is 10 lbs per bag or the maximum load suggested by the manufacturer of the vehicle, whichever is less.

Failure to adhere to these warnings may result in, but not be limited to: the luggage becoming detached, the product becoming tangled in moving parts of the vehicle, unstable vehicle dynamics, reduction in the ability to control the vehicle. The result(s) of could lead to serious injury.

**Always ride safely, adhering to the local highway regulations. Always wear a helmet and protective apparel.**

[www.nelsonrigg.com](http://www.nelsonrigg.com)

it's not just a bike®

